

ENERGY SAVING
LED DEVICES

Catalogue

IS 15885
(Part 2/Sec 13)



R-81003000



01 ► B U L B

ROYAL DIONE : "CERAMIC BULB"	01
DIONE BULB : "ALUMINIUM BASE BULB"	01
GLOBE : "COLOURED BULB"	01
FLAME : CANDLE BULB	02
FLASH : "MR16 & GU10 BULB"	02
TORCH : "GU24 BULB"	02

T U B E L I G H T

PENCIL : "PLASTIC TUBE LIGHT"	03
BLADE : "ALUMINIUM CASTE TUBE LIGHT"	03
SPIKE : "T5 RETRO TUBE ONLY"	03
ELLEN : "T8 RETRO TUBE ONLY"	03
RHEA : "PL LIGHT"	04
ARROW : "CONCEALED TUBE LIGHT"	04
IMPERIAL : "PLASTIC TUBE"	04
BENZ MINI : "SURFACE LIGHT-ALUMINIUM"	04
BENZ MINI : "SURFACE LIGHT-PLASTIC"	04

05 ► P A N E L L I G H T

EUROPA : "SLIM PANEL LIGHT"	05
EUROPA DISC : "ULTRA SLIM PANEL LIGHT"	05
BENZ : "SURFACE PANEL LIGHT"	05
BENZ DISC : "ULTRA SLIM SURFACE PANEL LIGHT"	05
ROYAL IRIS : "BACKLIT PANEL LIGHT"	06
IRIS : "BACKLIT PANEL LIGHT"	06
GLAZE : "SURFACE CEILING LIGHT"	06
STELLA : "2X2 SLIM PANEL LIGHT"	06
CALLISTO : "2X2 & 4X1 BACKLIT PANEL LIGHT"	07
BENZ PLASTIC : "SURFACE PANEL LIGHT"	07
EUROPA PLASTIC : "SLIM PANEL LIGHT"	07

D O W N L I G H T

CRYSTAL BELLA : "RECESSED DOWNLIGHT"	08
ASTER : "RECESSED DOWNLIGHT"	08
BLAZE : "RECESSED DOWNLIGHT"	08
NOVA : "DEEP RECESSED DOWNLIGHT"	08
DEEP PLUS : "RECESSED DOWNLIGHT"	08
FLARE : "CEILING DOWNLIGHT"	09
BEAM : "PLASTIC RECESSED DOWNLIGHT"	09
GLITZ : "RECESSED CEILING LIGHT"	09
DEEP : "DOWNLIGHT"	10
MOON : "DOWNLIGHT"	10
BULK HEAD : "SURFACE DOWNLIGHT"	10
OCEAN : "PLASTIC COB DOWNLIGHT"	10

11 SPOTLIGHT

BEAM CONCEALED DOWNLIGHT RGB(3-IN-1)	11
CYLINDRICAL LIGHT RGB	11
K-TYPE SURFACE LIGHT	11
CRYSTAL ROUND	12
CRYSTAL SQUARE	12
ROYAL JET ROUND	12
SPARK SQUARE	12
BULLET SQUARE	12
LASER SQUARE	13
SPOT LIGHT	13

STRIPLIGHT

ATOM : "STRIP LIGHT"	13
----------------------	----

14 ZOOMLIGHT

BEACON : "ZOOM LIGHT"	14
-----------------------	----

TRACKLIGHT

STREAK : "TRACK LIGHT"	14
SPRITZ : "TRACK LIGHT"	14
TURBO : "TRACK LIGHT"	15
TRAIL : "FLAP TRACK LIGHT"	15
ORBIT : "TRACK LIGHT"	15
RODEO : "STREET LIGHT"	15

16 OUTDOORLIGHT

RODEO : "SOLAR STREET LIGHT"	16
DUPLE : "CONVERTIBLE FLOOD-STREET LIGHT"	16
OBERON : "UFO HIGH BAY LIGHT"	16
TITAN : "FLOOD LIGHT"	17
ARTIK : "FLAME PROFF LIGHT"	17
WELL : "WELL GLASS LIGHT"	17
GENERIC: "LENS LED FLOOD LIGHT"	18
GENERIC: "LENS LED STREET LIGHT"	18

GARDEN LIGHT

TRADITIONAL : "POST TOP LIGHT"	18
COSMIC : "SPIKE GARDEN LIGHT"	18

ABOUT US

Glync Tech Pvt. Ltd. is a diversified company that manufactures, supplies and supports Energy Efficient LED Devices. The Company is committed to address the growing need for a "brighter earth" both environmentally and literary by combining cutting edge technology and energy efficiency, delivering the best in class solutions at an effective price, simultaneously yielding environmental co-benefits.

VISION

To develop scalable solutions for global energy crisis, to achieve a "Brighter Earth" that our next generation will inherit.

MISSION

To engineer innovative products aimed at energy efficiency and deliver best in class products at competitive prices built to outperform and outlast any other.

MANAGEMENT PROFILE

Glync Tech Pvt. Ltd. is governed by Board of Directors & Consultants that comprises of well qualified professional from engineering & management disciplines with over 40 years of pioneering experience in the Electrical Industry spanning Geographies, industries & technologies.

THE TEAM

D.K. Prashar ([Managing Director](#))

A diploma holder in Mechanical Engineering, had association of over 40 years in Cable Industry and has exceptional Managerial & Administrative skills, vast practical experience in Strategic Planning, Marketing, Manufacturing and Operation Management.

He was one of the pioneers in establishing Cords Cable Industries Ltd. which in present stage is a Public Limited Company and reputed as one of the largest suppliers of Control & Instrumentation Cables and other specialized cables in India.

In 2008, Cords Cable Industries Ltd. became the only cable manufacturer in the Asia Pacific Region to be listed by Forbes Magazine in its list of Best Companies -Under 1 Billion US \$

Rahul Prashar ([Director](#))

An MS in Electrical from University of Texas at Arlington, USA, and BE in Electronics.

He has over 10 years' experience in Plant Operation, Project Engineering Management and Procurement. He was instrumental in commissioning a Cable Plant in Kaharani, Rajasthan, which is rated as one of the best plants in India with state of the art machineries focused at cost efficiency and qualitative output.

Prior to joining Cords, he had worked with AT&T Wireless, USA for 3 years and gained diverse experience in field of Information technology, with the emphasis on Quality Assurance, Quality Testing, and Support Activity.

Amit Prashar ([Director](#))

An MBA from University of Pittsburgh and B.Tech in Mechanical.

He has over 9 years' experience in Business Planning, Strategy Development & Deployment and Process Management. He has worked with companies like GlaxoSmithKline (Pittsburgh, USA), Ansys (Canonsburg, USA) and SBDC (Pittsburgh, USA).

Certifications



B U L B

PRODUCT FEATURES

- ▶ High luminous efficiency ▶ Instant start ▶ No flickering ▶ No humming
- ▶ Low energy consumption ▶ No heat radiation ▶ Completely replaces incandescent bulb

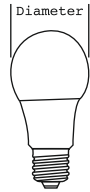
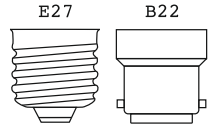


Warranty: 2 Years

Connector Type: B22/E27
Voltage Range: 110-265 V AC

ITEM CODE	WATTAGE (W)	LUMENS (LM)	DIAMETER (INCHES)
RDO003	3	>300	1.96"
RDO005	5	>500	2.55"
RDO007	7	>700	2.55"
RDO009	9	>900	2.75"
RDO012	12	>1200	2.75"

BEAM ANGLE:180°/270°



▶ **ROYAL DIONE**
Ceramic Base

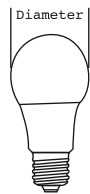
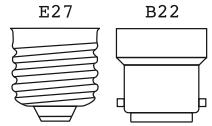


Warranty: 2 Years

Connector Type: B22/E27
Voltage Range: 110-265 V AC

ITEM CODE	WATTAGE (W)	LUMENS (LM)	DIAMETER (INCHES)
DIO003	3	>300	1.96"
DIO005	5	>500	2.16"
DIO008	8	>800	2.55"
DIO010	10	>1000	2.75"
DIO013	13	>1300	3.14"

BEAM ANGLE:180°/270°



▶ **DIONE BULB**
Aluminum Base

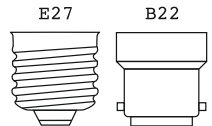


Warranty: 1 Years

Connector Type: B22/E27
Voltage Range: 110-265 V AC

ITEM CODE	WATTAGE (W)	LUMENS (LM)	LIFETIME (HRS)
GLO001B	0.5	>45	25,000
GLO001R	0.5	>45	25,000
GLO001Y	0.5	>45	25,000
GLO001G	0.5	>45	25,000
GLO001C	0.5	>45	25,000

BEAM ANGLE:180°/270°



▶ **GLOBE**
Coloured Bulb

APPLICATIONS

[Night Light | Festival Lighting]

B U L B

PRODUCT FEATURES

- ▶ High luminous efficiency ▶ Instant start ▶ No flickering ▶ No humming
- ▶ Low energy consumption ▶ No heat radiation ▶ Completely replaces incandescent bulb



APPLICATIONS

Hotels | Jewellery Showroom | Chandeliers


Warranty: 2 Years

Connector Type: E14

Bulb Type: Clear / Frosted

Voltage Range: 110-265 V AC

ITEM CODE	WATTAGE (W)	LUMENS (LM)
FLSM003	3	>300



FLAME

Candle Bulb

APPLICATIONS

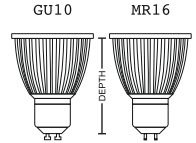
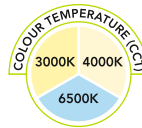
Hotels | Jewellery Showroom, Clothes Showroom

Warranty: 2 Years

MR16 & GU10 Diameter 45mm

Voltage Range: 110-265 V AC

ITEM CODE	WATTAGE (W)	LUMENS (LM)	DEPTH MR16 (INCHES)	DEPTH GU10 (INCHES)
FLS003	3	>300	1.85"	2.12"
FLS005	5	>500	2.20"	2.20"
FLS007	7	>700	2.83"	2.83"



FLASH

MR16 & GU10 Bulb



APPLICATIONS

Hotels | Jewellery Showroom | Clothes Showroom

Warranty: 2 Years

Voltage Range: 110-265 V AC

ITEM CODE	WATTAGE (W)	LUMENS (LM)	LENGTH (INCHES)
TRC005	5	>500	5.51"



TORCH

GU 24

T U B E L I G H T



PRODUCT FEATURES


- ▶ Using environmental friendly polycarbonate material for tube
- ▶ No mercury or lead
- ▶ No RF interference
- ▶ Instant Start, No Flickering, No Humming



Warranty: 2 Years

Voltage Range: 110-265 V AC

ITEM CODE	WATTAGE (W)	LUMENS (LM)	DIMENSION LxWxH
PNP005	05	>550	1ft X 21mm X 37mm
PNP010	10	>1100	2ft X 21mm X 37mm
PNP020	20	>2200	4ft X 21mm X 37mm



PENCIL T5


Plastic Tube Light 1ft/2ft/4ft



Warranty: 2 Years

Voltage Range: 110-265 V AC

ITEM CODE	WATTAGE (W)	LUMENS (LM)	DIMENSION LxWxH
BLD010	10	>1100	1ft X 75mm X 23mm
BLD020	20	>2200	2ft X 75mm X 23mm
BLD040	40	>4400	4ft X 75mm X 23mm



BLADE


Aluminum Casted Tube Light 1ft/2ft/4ft



Warranty: 2 Years

Voltage Range: 110-265 V AC

ITEM CODE	WATTAGE (W)	LUMENS (LM)	DIMENSION LxWxH
SPK010	10	>1100	2ft X 16mm
SPK020	20	>2200	4ft X 16mm



SPIKE T5


Retro Tube Only 2ft/4ft



Warranty: 2 Years

Voltage Range: 110-265 V AC

ITEM CODE	WATTAGE (W)	LUMENS (LM)	DIMENSION LxW
ELL010	10	>1100	2ft X 29mm
ELL020	20	>2200	4ft X 29mm



ELLEN T8

Batten Retro Tube Only 2ft/4ft

*Product Customisation can be done as per requirement

TUBE LIGHT

PRODUCT FEATURES

- ▶ Using environmental friendly polycarbonate material for tube
- ▶ No mercury or lead
- ▶ No RF interference
- ▶ Instant Start, No Flickering, No Humming


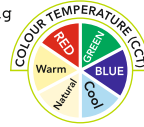


RHEA
PL Light

Warranty: 2 Years

Voltage Range: 110-265 V AC

ITEM CODE	WATTAGE (W)	LUMENS (LM)	LENGTH (L)
RHA018	18	>1800	400mm

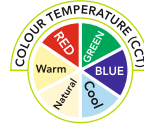


ARROW
Concealed
Tube Light 1m

Warranty: 2 Years

Voltage Range: 110-265 V AC

ITEM CODE	WATTAGE (W)	LUMENS (LM)	DIMENSION LxWxH
ACT015	15	>1500	1m X 14MM X 6mm



*Product Customisation Offered (5w-15w)

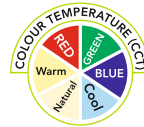


IMPERIAL
Plastic Tube
Light 4FT

Warranty: 2 Years

Voltage Range: 100-300V AC

ITEM CODE	WATTAGE (W)	LUMENS (LM)	LENGTH (MM)	WIDTH (MM)	HEIGHT (MM)
IMTB036	36W	>3600	1200	29	35
IMTB040	40W	>4000	1200	29	35



PANEL LIGHT



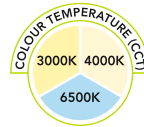
BENZ MINI Surface Light (Aluminium)

Warranty: 2 Years

Voltage Range: 110-265 V AC

ITEM CODE	WATTAGE (W)	LUMENS (LM)	O. D. (INCHES)
BEM005	5W	>550	2.95"

Note: Available Only Round Shape



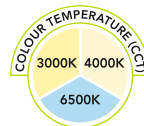
BENZ MINI
Surface Light (Plastic)

Warranty: 2 Years

Voltage Range: 110-265 V AC

ITEM CODE	WATTAGE (W)	LUMENS (LM)	O. D. (INCHES)
BEMP003	3W	>300	2.71
BEMP005	5W	>500	2.71

Note: Available Only Round Shape



P A N E L L I G H T

PRODUCT FEATURES

- ▶ High frequency LED ▶ Eco friendly, Energy saving, Extra long life
- ▶ Instant Start, No Flickering, No Humming

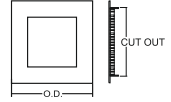
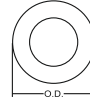
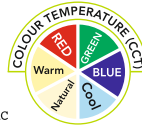


EUROPA
Slim Panel


Body Shape:

Warranty: 2 Years

Voltage Range: 110-265 V AC



ITEM CODE	WATTAGE (W)	LUMENS (LM)	CUT OUT (INCHES)	O.D. (INCHES)
EUR003	3	>330	2.55"	3.34"
EUR006	6	>700	4.01"	4.72"
EUR012	12	>1400	5.82"	6.77"
EUR015	15	>1700	6.88"	7.87"
EUR018	18	>1800	7.79"	8.85"
EUR024	24	>2100	10.62"	11.81"

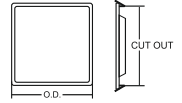
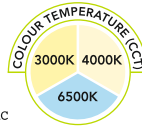


EUROPA DISC
Ultra Slim Panel

Body Shape:

Warranty: 2 Years

Voltage Range: 110-265 V AC



ITEM CODE	WATTAGE (W)	LUMENS (LM)	CUT OUT (INCHES)	O.D. (INCHES)
EURD008	8	>1000	2.71"	3.46"
EURD016	16	>2000	4.76"	5.70"
EURD022	22	>2800	5.74"	6.69"

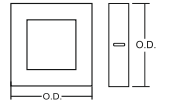
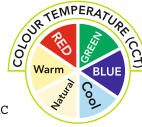


BENZ
Surface Panel

Body Shape:

Warranty: 2 Years

Voltage Range: 110-265 V AC



ITEM CODE	WATTAGE (W)	LUMENS (LM)	O.D. (INCHES)
BES006	6	>700	4.76"
BES012	12	>1400	6.77"
BES018	18	>2100	8.89"
BES024	24	>2500	11.61"

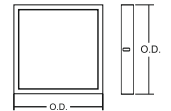
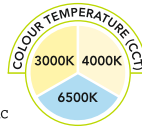


BENZ DISC
Ultra Slim
Surface Panel

Body Shape:

Warranty: 2 Years

Voltage Range: 110-265 V AC



ITEM CODE	WATTAGE (W)	LUMENS (LM)	O.D. (INCHES)
BED008	8	>1000	3.46"
BED016	16	>2000	5.70"
BED022	22	>2800	6.69"

Note: 8W & 16W, Round Not Available

P A N E L L I G H T

PRODUCT FEATURES

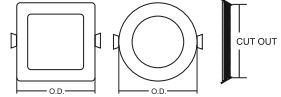
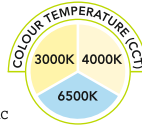
- ▶ High frequency LED ▶ Eco friendly, Energy saving, Extra long life
- ▶ Instant Start, No Flickering, No Humming



Body Shape:

Warranty: 2 Years

Voltage Range: 110-265 V AC



ITEM CODE	WATTAGE (W)	LUMENS (LM)	CUT OUT (INCHES)	O. D. (INCHES)
ROIRS007	7	>750	2.48"	3.46"
ROIRS024	24	>2500	5.82"	6.57"
ROIRS032	32	>3300	7.87"	8.74"

▶ ROYAL IRIS

Backlit Panel Light

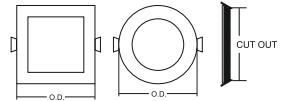
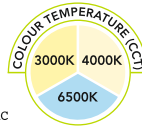
Note: 7W Round Not Available | 32W, Square Not Available



Body Shape:

Warranty: 2 Years

Voltage Range: 110-265 V AC



ITEM CODE	WATTAGE (W)	LUMENS (LM)	CUT OUT (INCHES)	O. D. (INCHES)
IRS006	6	>650	3.62"	4.25"
IRS012	12	>1300	5.00"	6.06"
IRS018	18	>1900	5.98"	6.96"

▶ IRIS

Backlit Panel Light

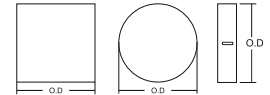

Note: 6W & 18W Round Not Available



Body Shape:

Warranty: 2 Years

Voltage Range: 110-265 V AC



ITEM CODE	WATTAGE (W)	LUMENS (LM)	O. D. (INCHES)
GLAZ0012	12	>1200	4.76"
GLAZ0018	18	>1800	7.12"
GLAZ0024	24	>2400	8.70"

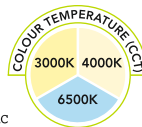
▶ GLAZE

Surface Ceiling Light



Warranty: 2 Years

Voltage Range: 110-265 V AC



ITEM CODE	WATTAGE (W)	LUMENS (LM)
STL036	36	>3600
STL048	48	>4800

▶ STELLA SLIM PANEL LIGHT 2x2 (600x600mm)

P A N E L L I G H T

PRODUCT FEATURES

- ▶ High frequency LED ▶ Eco friendly, Energy saving, Extra long life
- ▶ Instant Start, No Flickering, No Humming




CALLISTO

- ▶ Backlit Panel Light

Warranty: 2 Years

Voltage Range: 110-265 V AC



ITEM CODE	WATTAGE (W)	LUMENS (LM)	2x2 SIZE (INCHES)	1x4 SIZE (INCHES)
CAL036	36W	>3600	23.6	47.2 x 11.8
CAL048	48W	>4800	23.6	47.2 x 11.8

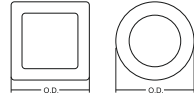



- ▶ **BENZ PLASTIC**
Surface Panel Light

Body Shape: ○/□

Warranty: 2 Years

Voltage Range: 110-265 V AC



ITEM CODE	WATTAGE (W)	LUMENS (LM)	O. D. (INCHES)
BENZP006	6W	>600	4.88
BENZP008	8W	>800	4.88
BENZP012	12W	>1200	5.70
BENZP015	15W	>1500	5.70
BENZP018	18W	>1800	6.92
BENZP020	20W	>2000	6.92

Note: Round & Square Available

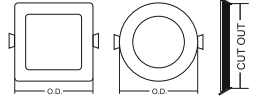
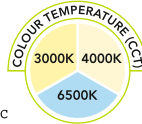


- ▶ **EUROPA PLASTIC**
Slim Panel Light

Body Shape: ○/□

Warranty: 2 Years

Voltage Range: 110-265 V AC



ITEM CODE	WATTAGE (W)	LUMENS (LM)	O. D. (INCHES)	CUT OUT (INCHES)	DEPTH (INCHES)
EURPP006	6W	>610	3.58	2.99	1.06
EURPP008	8W	>810	3.58	2.99	1.06
EURPP012	12W	>1210	5.11	3.97	1.06
EURPP015	15W	>1515	5.11	3.97	1.06
EURPP018	18W	>1825	6.25	5.27	1.06
EURPP020	20W	>2050	6.25	5.27	1.06

Note: Round & Square Available



- ▶ **GRAPHITE**
Surface Rimless Panel Light

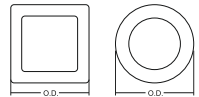
Body Shape: ○/□

Warranty: 2 Years

Voltage Range: 110-265 V AC

ITEM CODE	WATTAGE (W)	LUMENS (LM)	O. D. (INCHES)
BENZG015	15W	>1500	5.55

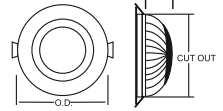
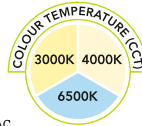
Note: Round & Square Available



DOWNLIGHT

PRODUCT FEATURES

- ▶ Fins designed with classic heat dissipation
- ▶ High strength stainless steel springs
- ▶ Instant Start, No Flickering, No Humming

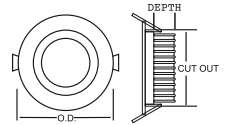
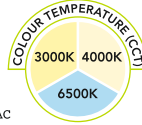


Warranty: 2 Years

Voltage Range: 110-265 V AC

ITEM CODE	WATTAGE (W)	LUMENS (LM)	CUT OUT (INCHES)	O. D. (INCHES)	DEPTH (INCHES)
CRYBL003	3	>290	1.92"	2.67"	1.33"
CRYBL005	5	>490	1.92"	2.67"	1.33"
CRYBL007	7	>670	2.51"	3.38"	1.65"
CRYBL010	10	>975	3.42"	4.33"	2.24"
CRYBL015	15	>1400	4.25"	5.43"	2.63"

CRYSTAL BELLA
Downlight

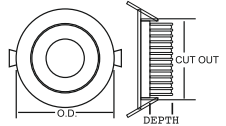
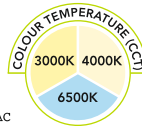


Warranty: 2 Years

Voltage Range: 110-265 V AC

ITEM CODE	WATTAGE (W)	LUMENS (LM)	CUT OUT (INCHES)	O. D. (INCHES)	DEPTH (INCHES)
ASTR020	20	>1950	4.09"	6.22"	1.33"
ASTR030	30	>2900	4.09"	6.22"	2.32"
ASTR040	40	>3900	4.25"	6.22"	2.55"

ASTER
Recessed
Downlight

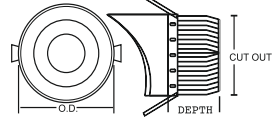
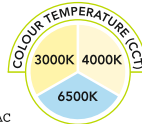


Warranty: 2 Years

Voltage Range: 110-265 V AC

ITEM CODE	WATTAGE (W)	LUMENS (LM)	CUT OUT (INCHES)	O. D. (INCHES)	DEPTH (INCHES)
BLZ010	10	>990	3.18"	3.74"	2.28"
BLZ020	20	>1900	3.54"	4.25"	2.59"
BLZ030	30	>2950	5.59"	6.37"	3.38"
BLZ040	40	>3990	6.14"	7.00"	3.38"

BLAZE
Recessed
Downlight

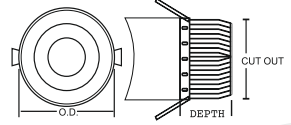
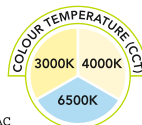


Warranty: 2 Years

Voltage Range: 110-265 V AC

ITEM CODE	WATTAGE (W)	LUMENS (LM)	CUT OUT (INCHES)	O. D. (INCHES)	DEPTH (INCHES)
NOV012	12	>470	3.18"	3.74"	2.28"

NOVA
Deep Recessed
Downlight



Warranty: 2 Years

Voltage Range: 110-265 V AC

ITEM CODE	WATTAGE (W)	LUMENS (LM)	CUT OUT (INCHES)	O. D. (INCHES)	DEPTH (INCHES)
12	12	>470	1.77"	2.91"	1.22"

DEEP PLUS
Recessed Downlight

D O W N L I G H T



PRODUCT FEATURES

- ▶ Fins designed with classic heat dissipation
- ▶ High Density polycarbonate material High strength stainless steel springs
- ▶ Instant Start, No Flickering, No Humming

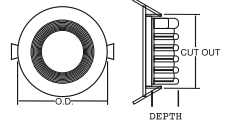
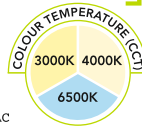
APPLICATIONS

Commercial lighting such as supermarket, Shopping mall etc
Office lighting | Home lighting | Hotel & Restaurant lighting
Public lighting



Warranty: 2 Years

Voltage Range: 110-265 V AC



ITEM CODE	WATTAGE (W)	LUMENS (LM)	CUT OUT (INCHES)	O.D. (INCHES)	DEPTH (INCHES)
FLR007	10W	>990	2.75"	3.58"	2.63"
FLR030	30W	>2950	5.27"	6.29"	3.93"

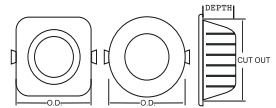
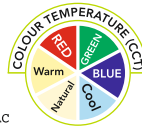
▶ **FLARE**
Ceiling
Downlight



Body Shape:

Warranty: 2 Years

Voltage Range: 110-265 V AC



ITEM CODE	WATTAGE (W)	LUMENS (LM)	CUT OUT (INCHES)	O.D. (INCHES)	DEPTH (INCHES)
BM005	5	>490	2.95"	4.13"	1.57"
BM007	7	>670	2.95"	4.13"	1.57"

▶ **BEAM**
Downlight

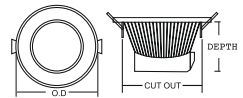
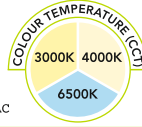
APPLICATIONS

Office Lighting | Hotels | Conference Rooms,
Household Lighting | Hospitals



Warranty: 2 Years

Voltage Range: 110-265 V AC



ITEM CODE	WATTAGE (W)	LUMENS (LM)	CUT OUT (INCHES)	O.D. (INCHES)	DEPTH (INCHES)
GLZ010	10	>1000	3.54"	4.72"	3.14"

▶ **GLITZ**
Recessed
Ceiling Light

D O W N L I G H T



PRODUCT FEATURES

- ▶ Fins designed with classic heat dissipation
- ▶ High Density polycarbonate material High strength stainless steel springs
- ▶ Instant Start, No Flickering, No Humming

APPLICATIONS

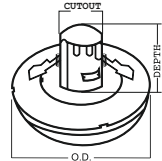
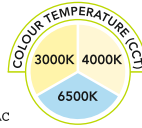
Commercial lighting such as supermarket, Shopping mall etc
Office lighting | Home lighting | Hotel & Restaurant lighting
Public lighting



▶ **DEEP**
Downlight

Warranty: 2 Years

Voltage Range: 110-265 V AC



ITEM CODE	WATTAGE (W)	LUMENS (LM)	CUT OUT (INCHES)	O. D. (INCHES)	DEPTH (INCHES)
DEEP003	3W	>300	1.57	3.14	1.53

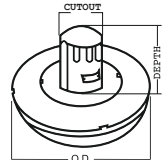
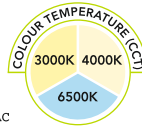
RGB COLOR: RED GREEN BLUE



▶ **MOON**
Downlight

Warranty: 2 Years

Voltage Range: 110-265 V AC



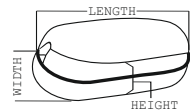
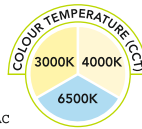
ITEM CODE	WATTAGE (W)	LUMENS (LM)	CUT OUT (INCHES)	O. D. (INCHES)	DEPTH (INCHES)
MOON008	8W	>800	1.57	3.26	1.45
MOON016	16W	>1600	1.65	5.51	1.45



▶ **BULK HEAD**
Downlight

Warranty: 2 Years

Voltage Range: 110-265 V AC



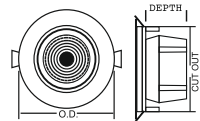
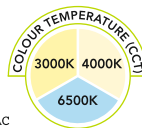
ITEM CODE	WATTAGE (W)	LUMENS (LM)	LENGTH (INCHES)	WIDTH (INCHES)	HEIGHT (INCHES)
BK12W	12W	>1200	6.73	2.75	1.85
BK24W	24W	>2400	8.30	3.77	2.36



▶ **OCEAN**
PLASTIC COB
Downlight

Warranty: 2 Years

Voltage Range: 110-265 V AC



ITEM CODE	WATTAGE (W)	LUMENS (LM)	CUT OUT (INCHES)	O. D. (INCHES)	DEPTH (INCHES)
CB007	7W	>700	2.79	4.13	1.77

D O W N L I G H T



PRODUCT FEATURES

- ▶ Fins designed with classic heat dissipation
- ▶ High Density polycarbonate material High strength stainless steel springs
- ▶ Instant Start, No Flickering, No Humming

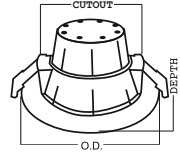
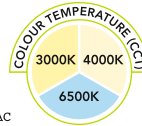


BEAM

- ▶ Concealed Downlight RGB COLOR

Warranty: 2 Years

Voltage Range: 110-265 V AC



ITEM CODE	WATTAGE (W)	LUMENS (LM)	CUT OUT (INCHES)	O. D. (INCHES)	DEPTH (INCHES)
BEM005	5W	>500	3.03	4.17	2.20
BEM007	7W	>700	3.03	4.17	2.20

RGB COLOR:

RED

GREEN

BLUE

AMBER

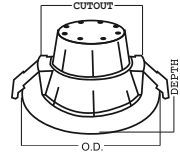
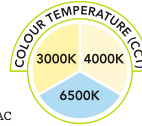
PINK



- ▶ CONCEALED Highbeam Downlight

Warranty: 2 Years

Voltage Range: 110-265 V AC



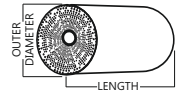
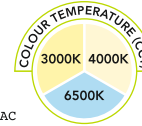
ITEM CODE	WATTAGE (W)	LUMENS (LM)	CUT OUT (INCHES)	O. D. (INCHES)	DEPTH (INCHES)
CON007	7W	>700	3.00	4.05	1.57
CON012	12W	>1200	3.00	4.29	1.57



- ▶ CYLINDRICAL Light

Warranty: 2 Years

Voltage Range: 110-265 V AC



ITEM CODE	WATTAGE (W)	LUMENS (LM)	LENGTH (INCHES)	O. D (INCHES)
CLY010	10W	>1000	3.97	2.87
CLY020	12W	>1200	5.19	2.08

RGB COLOR:

RED

GREEN

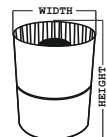
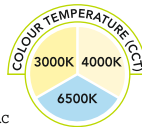
BLUE



- ▶ CYLINDRICAL COPPER REFLECTOR LIGHT

Warranty: 2 Years

Voltage Range: 110-265 V AC



ITEM CODE	WATTAGE (W)	LUMENS (LM)	WIDTH (INCHES)	HEIGHT (INCHES)
CCR012	12W	>1200	2.75	3.54


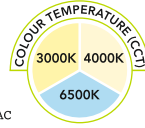
D O W N L I G H T

PRODUCT FEATURES

- ▶ Fins designed with classic heat dissipation
- ▶ High Density polycarbonate material High strength stainless steel springs
- ▶ Instant Start, No Flickering, No Humming



PULSE
ACRYLIC
CYLINDER



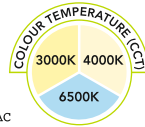
Warranty: 2 Years

Voltage Range: 110-265 V AC

ITEM CODE	WATTAGE (W)	LUMENS (LM)	WIDTH (INCHES)	HEIGHT (INCHES)
PAC015	15W	>1500	2.87	3.74



IGNITE
ONE WAY
CYLINDER



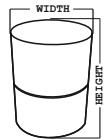
Warranty: 2 Years

Voltage Range: 110-265 V AC

ITEM CODE	WATTAGE (W)	LUMENS (LM)	WIDTH (INCHES)	HEIGHT (INCHES)
IGC006	6W	>600	2.55	4.13



IGNITE
UP DOWN
CYLINDER



Warranty: 2 Years

Voltage Range: 110-265 V AC

ITEM CODE	WATTAGE (W)	LUMENS (LM)	WIDTH (INCHES)	HEIGHT (INCHES)
IGC012	12W	>1200	2.55	4.84

D O W N L I G H T

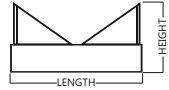
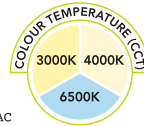


PRODUCT FEATURES

- ▶ Fins designed with classic heat dissipation
- ▶ High Density polycarbonate material High strength stainless steel springs
- ▶ Instant Start, No Flickering, No Humming



▶ **K-TYPE**
Surface Light



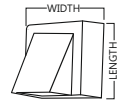
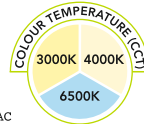
Warranty: 2 Years

Voltage Range: 110-265 V AC

ITEM CODE	WATTAGE (W)	LUMENS (LM)	LENGTH (INCHES)	WIDTH (INCHES)	HEIGHT (INCHES)
KTS010	5W+5W	>1000	5.62	3.14	2.48



▶ **HALF-K TYPE**
Surface Light



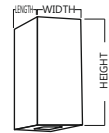
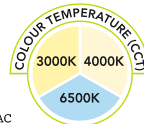
Warranty: 2 Years

Voltage Range: 110-265 V AC

ITEM CODE	WATTAGE (W)	LUMENS (LM)	LENGTH (INCHES)	WIDTH (INCHES)
USL005	5W	>500	2.91	3.14



▶ **2WAY**
RECTANGLE



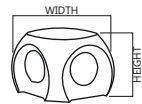
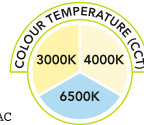
Warranty: 2 Years

Voltage Range: 110-265 V AC

ITEM CODE	WATTAGE (W)	LUMENS (LM)	LENGTH (INCHES)	WIDTH (INCHES)	HEIGHT (INCHES)
TWS005	5W	>500	1.37	1.85	3.46
TWS006	6W	>600	1.37	1.85	3.46



▶ **4WAY-DOME**
Surface Light



Warranty: 2 Years

Voltage Range: 110-265 V AC

ITEM CODE	WATTAGE (W)	LUMENS (LM)	HEIGHT (INCHES)	WIDTH (INCHES)
FWS006	6W	>600	1.57	2.16
FWS012	12W	>1200	2.08	2.91



▶ **MATRIX**
2-WAY/3-WAY
Surface Light



Warranty: 2 Years

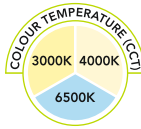
Voltage Range: 110-265 V AC

ITEM CODE	WATTAGE (W)	LUMENS (LM)	HEIGHT (INCHES)	WIDTH (INCHES)
MWS008	8W	>800	1.37	3.93
MWS012	12W	>1200	1.57	7.08

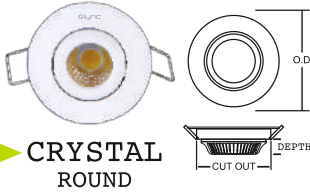
S P O T L I G H T

Warranty: 2 Years

Voltage Range: 110-265 V AC

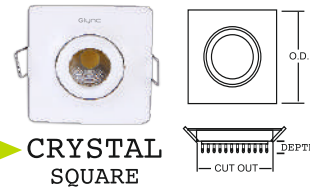


Other COB Colours Available:

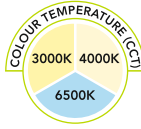


▶ CRYSTAL ROUND

ITEM CODE	WATTAGE (W)	LUMENS (LM)	CUT OUT (INCHES)	O.D. (INCHES)	DEPTH (INCHES)
CRS005RD	5	>280	0.98"	2.67"	0.55"



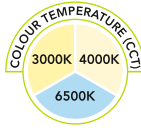
▶ CRYSTAL SQUARE




ITEM CODE	WATTAGE (W)	LUMENS (LM)	CUT OUT (INCHES)	O.D. (INCHES)	DEPTH (INCHES)
CRS005SQ	5	>280	0.99"	2.68"	0.56"



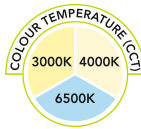
▶ ROYAL JET ROUND




ITEM CODE	WATTAGE (W)	LUMENS (LM)	CUT OUT (INCHES)	O.D. (INCHES)	DEPTH (INCHES)
RJT003RD	3	>280	1.00"	1.49"	0.94"



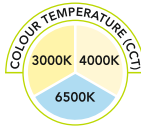
▶ SPARK SQUARE



ITEM CODE	WATTAGE (W)	LUMENS (LM)	CUT OUT (INCHES)	O.D. (INCHES)	DEPTH (INCHES)
SPK003SQ	3	>280	1.25"	1.77"	0.86"

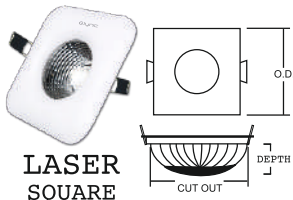


▶ BULLET SQUARE



ITEM CODE	WATTAGE (W)	LUMENS (LM)	CUT OUT (INCHES)	O.D. (INCHES)	DEPTH (INCHES)
BTL003SQ	3	>280	1.37"	1.65"	1.18"


S P O T L I G H T



▶ **LASER SQUARE**



ITEM CODE	WATTAGE (W)	LUMENS (LM)	CUT OUT (INCHES)	O.D. (INCHES)	DEPTH (INCHES)
LSR005SQ	5W	>490	2.75"	3.38"	1.57"



▶ **SAPPRIRE Recessed**



ITEM CODE	WATTAGE (W)	LUMENS (LM)	CUT OUT (INCHES)	O.D. (INCHES)	DEPTH (INCHES)
SPT002	2W	>200	1.25	1.65	0.47



▶ **SAPPRIRE Surface**



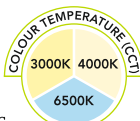
ITEM CODE	WATTAGE (W)	LUMENS (LM)	O.D. (INCHES)	DEPTH (INCHES)
SPT002	2W	>200	1.96	0.78



RGB COLOR: RED BLUE GREEN

Warranty: 2 Years

Voltage Range: 110-265 V AC



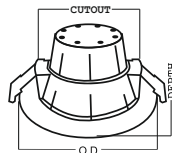
ITEM CODE	WATTAGE (W)	LUMENS (LM)	LENGTH (INCHES)	WIDTH (INCHES)	HEIGHT (INCHES)
FCL012	12W	>1200	0.00	0.00	0.00

▶ **FOCUS Light**

S P O T L I G H T



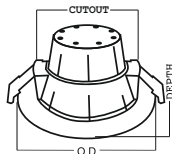
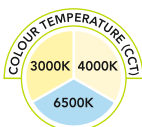
RAY COB



ITEM CODE	WATTAGE (W)	LUMENS (LM)	CUT OUT (INCHES)	O. D. (INCHES)	DEPTH (INCHES)
RAY004	4W	> 390	2.55"	2.95"	1.70"



RAY COB



ITEM CODE	WATTAGE (W)	LUMENS (LM)	CUT OUT (INCHES)	O. D. (INCHES)	DEPTH (INCHES)
RAY008	8W	> 790	3.52"	4.13"	1.70"

S T R I P L I G H T

APPLICATIONS

- ▶ Architectural decoration lighting for home, hotel, marketplace, bars etc.
- ▶ Illumination lighting for: Auditorium walkway, Canopy, Stairway, Amusement Park
- ▶ Emergency exit path lighting for Theaters, Cinemas, Trains
- ▶ Channel letter lighting

Types : IP20, IP65
Light Source : 2835, 5050, RGB

LED Driver Available:
Amp: 2, 3, 5, 10, 15, 20, 30, 40

Warranty: 2 Years



ATOM
Strip Light

ITEM CODE			
STRIP 2835 (5 MTR)	60	LED/MTR	IP 20 - 24 WATT
STRIP 2835 (5 MTR)	60	LED/MTR	IP 65 - 24 WATT
STRIP 5050 (5 MTR)	60	LED/MTR	IP 20 - 70 WATT
STRIP 5050 (5 MTR)	60	LED/MTR	IP 65 - 70 WATT
STRIP 2835 (5 MTR)	120	LED/MTR	IP 20 - 140 WATT
STRIP 2835 (5 MTR)	120	LED/MTR	IP 65 - 140 WATT
STRIP RGB (5 MTR)	60	LED/MTR	IP 20 - 70 WATT
STRIP RGB (5 MTR)	60	LED/MTR	IP 65 - 70 WATT

RGB PROVIDED WITH REMOTE SENSOR
STRIP Voltage 12V DC

Z O O M L I G H T



PRODUCT FEATURES

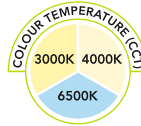
- ▶ Zoom cob downlight ▶ Heavy Duty focus light

APPLICATIONS

- ▶ Retail shops | Offices | Showrooms | Hotels



▶ **BEACON**
Zoom Light



Warranty: 2 Years

Voltage Range: 110-265 V AC

ITEM CODE	WATTAGE (W)	LUMENS (LM)	CUT OUT (INCHES)	O.D. (INCHES)	DEPTH (INCHES)
BEA040	30	>3250	5.19"	6.22"	4.05"

T R A C K L I G H T

PRODUCT FEATURES

- ▶ Pure & rich spectrum ▶ Body with excellent thermal structure design
- ▶ Solid state, high shock & vibration resistant



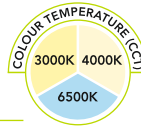
▶ **STREAK**
Track Light

COLOUR: White/Black

Warranty: 2 Years

Voltage Range: 110-265 V AC

ITEM CODE	WATTAGE (W)	LUMENS (LM)
STR010	10	>900
STR020	20	>1900
STR030	30	>2800



▶ **TRACK ACCESSORIES**
Track Channel
Black/White
L: 1 meter



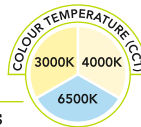
▶ **SPRITZ**
Track Light

COLOUR: White/Black

Warranty: 2 Years

Voltage Range: 110-265 V AC

ITEM CODE	WATTAGE (W)	LUMENS (LM)
SPZ12	12	>1100



▶ **I Connector**
Black/White

T R A C K L I G H T

PRODUCT FEATURES

- ▶ Pure & rich spectrum ▶ Body with excellent thermal structure design
- ▶ Solid state, high shock & vibration resistant



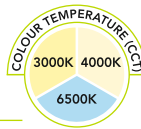
▶ **TURBO**
Track Light

COLOUR: White/Black

Warranty: 2 Years

Voltage Range: 110-265 V AC

ITEM CODE	WATTAGE (W)	LUMENS (LM)
TRB30	30	>2800
TRB40	40	>3800
TRB50	50	>4900



▶ **L Connector**
Black/White



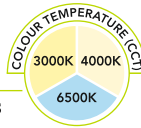
▶ **TRAIL**
Flap Track Light

COLOUR: Black

Warranty: 2 Years

Voltage Range: 110-265 V AC

ITEM CODE	WATTAGE (W)	LUMENS (LM)
TRL030	30	>2800



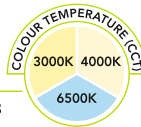
▶ **ORBIT**
Track Light

COLOUR: Black

Warranty: 2 Years

Voltage Range: 110-265 V AC

ITEM CODE	WATTAGE (W)	LUMENS (LM)
ORBT030	30	>3150



O U T D O O R L I G H T

PRODUCT FEATURES

- ▶ Fixtures constructed from rugged die-cast & extruded aluminum casting ▶ Modular design accommodates varied lighting output ▶ Long Life & Lower Maintenance cost
- ▶ Instant Start, No Flickering, No Humming



▶ **RODEO**
Street Light

***Amber Color also available**

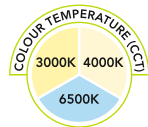
CCT: 3000K - 6500K

BEAM ANGEL:1200

Warranty: 2 Years

Voltage Range: 110-265 V AC

ITEM CODE	WATTAGE (W)	LUMENS (LM)
RSL015	15	>1533
RSL024	24	>2453
RSL030	30	>3066
RSL050	50	>5110
RSL070	70	>7154
RSL090	90	>9198
RSL120	120	>12264
RSL150	150	>15330
RSL200	200	>20440



*Product Customisation Offered

O U T D O O R L I G H T



PRODUCT FEATURES

- ▶ Fixtures constructed from rugged die-cast & extruded aluminum casting ▶ Modular design accommodates varied lighting output ▶ Long Life & Lower Maintenance cost
- ▶ Instant Start, No Flickering, No Humming



▶ **RODEO**
Solar Street
Light

CCT: 3000K - 6500K
BEAM ANGEL:1200

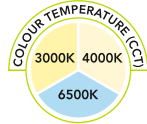
***Amber Color also available**

Warranty: 2 Years

Voltage Range: 110-265 V AC

ITEM CODE	WATTAGE (W)	LUMENS (LM)
RSL-SOL006	6	>660
RSL-SOL009	9	>990
RSL-SOL015	15	>1650
RSL-SOL018	18	>1980
RSL-SOL024	24	>2640
RSL-SOL030	30	>3300
RSL-SOL036	36	>3960
RSL-SOL042	42	>4620
RSL-SOL050	50	>5500
RSL-SOL060	60	>6600
RSL-SOL072	72	>7920
RSL-SOL090	90	>9900

***Product Customisation Offered**



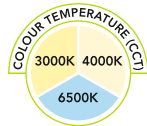
▶ **DUPE**
Portable
Convertible
Flood-Street Light

CCT: 3000K - 6500K
BEAM ANGEL:1200

Warranty: 2 Years

Voltage Range: 110-265 V AC

ITEM CODE	WATTAGE (W)	LUMENS (LM)
DUP-FL042	42	>3960
DUP-FL036	36	>3960



▶ **OBERON UFO**
Highbay Light

CCT: 3000K - 6500K
BEAM ANGEL:1200

Warranty: 2 Years

Voltage Range: 110-265 V AC

ITEM CODE	WATTAGE (W)	LUMENS (LM)
OBNUF080	80	>8160
OBNUF100	100	>10200
OBNUF150	150	>15300
OBNUF200	200	>20400

***Product Customisation Offered**



O U T D O O R L I G H T



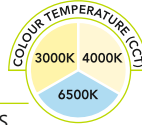
PRODUCT FEATURES

- Fixtures constructed from rugged die-cast & extruded aluminum casting
- Modular design accommodates varied lighting output
- Adjustable yoke which allows for +/-90° adjustment in 5° increments
- Instant Start, No Flickering, No Humming



TITAN
Flood Light

CCT: 3000K - 6500K
BEAM ANGEL:1200
Warranty: 2 Years
Voltage Range: 110-265 V AC



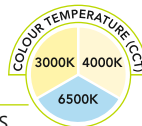
ITEM CODE	WATTAGE (W)	LUMENS (LM)
TIN10	10	>1010
TIN20	20	>2025
TIN30	30	>3025
TIN50	50	>5055
TIN70	70	>7080
TIN100	100	>10100
TIN150	150	>15105
TIN200	200	>20200
TIN300	300	>30350
TIN400	400	>40450

*Product Customisation Offered



ARTIK B TYPE
FLAME PROFF Light

CCT: 3000K - 6500K
BEAM ANGEL:1200
Warranty: 2 Years
Voltage Range: 110-265 V AC



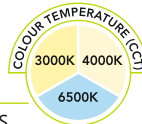
ITEM CODE	WATTAGE (W)	LUMENS (LM)
FLMPB030	30	>3350
FLMPB050	50	>5550

*Product Customisation Offered



WELL GLASS
Light

CCT: 3000K - 6500K
BEAM ANGEL:1200
Warranty: 2 Years
Voltage Range: 110-265 V AC



ITEM CODE	WATTAGE (W)	LUMENS (LM)
WGL036	36	>3750
WGL080	80	>8450

*Product Customisation Offered

* Company reserves right to discontinue any product without prior notice.

* Actual product may vary slightly from product illustration.

* Glync Product Warranty Policy & Conditions are available on www.glyncled.com



► **GENERIC LENS**
Led Flood Light

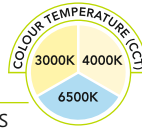
CCT: 3000K - 6500K
BEAM ANGLE:1200

Warranty: 2 Years

Voltage Range: 90-300 V AC

ITEM CODE	WATTAGE (W)	LUMENS (LM)
GLFL050	50W	>5000
GLFL100	100W	>10000

*Product Customisation Offered



► **GENERIC LENS**
Led Street Light

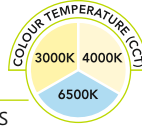
CCT: 3000K - 6500K
BEAM ANGLE:1200

Warranty: 2 Years

Voltage Range: 90-300 V AC

ITEM CODE	WATTAGE (W)	LUMENS (LM)
GLSL050	50W	>5000
GLSL100	100W	>10000

*Product Customisation Offered



GARDEN LIGHT

PRODUCT FEATURES

- Fixtures constructed from rugged die-cast & extruded aluminum casting
- Modular design accommodates varied lighting output
- Adjustable yoke which allows for +/-90° adjustment in 5° increments
- Instant Start, No Flickering, No Humming



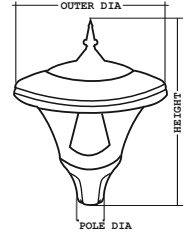
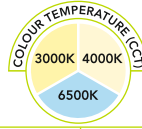
► **TRADITIONAL POST-TOP**
GARDEN LIGHT

CCT: 3000K - 6500K
BEAM ANGLE:1200

Warranty: 2 Years

Voltage Range: 110-265 V AC

ITEM CODE	WATT (W)	LUMENS (LM)	HEIGHT (INCHES)	O.D (INCHES)	POLE (INCHES)
GRL015	15W	>1500	12.59	9.05	2.36
GRL020	20W	>2000	12.59	9.05	2.36
GRL025	25W	>2500	15.55	11.02	2.36
GRL030	30W	>3000	15.55	11.02	2.36
GRL045	45W	>4500	18.50	12.99	2.95
GRL050	50W	>5000	18.50	12.99	2.95
GRL070	70W	>7000	22.04	17.91	2.87



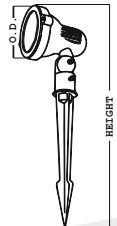
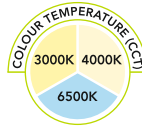
► **COSMIC SPIKE**
GARDEN LIGHT

CCT: 3000K - 6500K
BEAM ANGLE:1200

Warranty: 2 Years

Voltage Range: 110-265 V AC

ITEM CODE	WATTAGE (W)	LUMENS (LM)	O.D (INCHS)	HEIGHT (INCHS)
SPKG005	5W	>550	2.36	10.8
SPKG007	7W	>750	2.36	10.8
SPKG012	12W	>1230	2.75	12.4
SPKG015	15W	>1520	2.75	12.4



RGB
COLOR:

RED

GREEN

BLUE

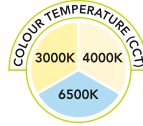
GARDEN LIGHT

PRODUCT FEATURES

- ▶ Fixtures constructed from rugged die-cast & extruded aluminum casting ▶ Modular design accommodates varied lighting output ▶ Adjustable yoke which allows for +/-90° adjustment in 5° increments ▶ Instant Start, No Flickering, No Humming



CCT: 3000K - 6500K
BEAM ANGLE: 120 Deg.
Warranty: 2 Years
Voltage Range: 110-265 V AC



Note: Size Available 600mm & 900mm, As per customized design.

▶ PIPE MODEL

ESTEEMED CLIENTS

450+ Products / 75+ Dealers / 30+ Cities



Indian Railways
Lifeline to the nation...



BAR COUNCIL OF INDIA



Ministry of Defence





Glync

Glync Tech Pvt. Ltd.TM

Address: B1/A-26, Ph-1, Mohan Co-Operative Industrial Estate,
Mathura Road, New Delhi - 110044 (India)

☎ 011-41602961, ✉ info@glyncled.com,

🌐 www.glyncled.com